



DS100

SEMI AUTOMATIC DOUBLE MITRE SAW



FEATURES

- 330mm blade diameter X 30mm bore
- Rotation of saw heads 45°/90°/45°.
- Indication of Saw heads 45° for compound angle cutting.
- Manual length adjustment according to scale (through magnifying glass)
- Pneumatic saw feed
- Pneumatic clamping system vertical (DS100)
- Pneumatic clamping system vertical & horizontal (DS110)
- Air gun
- Additional Support for large work pieces
- Swarf exhauster
- Roller conveyor
- Cool spraying system (optional)






TECHNOLOGY FOR WINDOW CONSTRUCTION

DS100

SEMI AUTOMATIC DOUBLE MITRE SAW



TECHNICAL DATA

Minimum Cut (Double Mitre):	360mm
Maximum Cut (Double Mitre):	3300mm

Machine dimensions:

Length:	3720mm
Width:	800mm
Height:	1500mm
Weight:	600kg
Power:	3 Phase 380V/ N / PE, 2.2KW, 2800RPM
Air:	6-8bar, 100L/min

WEGOMA reserve the right for any technical change.

FEATURES

- 330mm blade diameter X 30mm bore
- Rotation of saw heads 45°/90°/45°.
- Indication of Saw heads 45° for compound angle cutting.
- Manual length adjustment according to scale (through magnifying glass)
- Pneumatic saw feed
- Pneumatic clamping system vertical (DS100)
- Pneumatic clamping system vertical & horizontal (DS110)
- Air gun
- Additional Support for large work pieces
- Swarf exhauster
- Roller conveyer
- Cool spraying system (optional)

Wegoma GB
Unit 8
Dunscar Industrial Estate
Blackburn Road
Bolton
Lancashire
BL7 9PQ

T: 00 +44 1204 303777
F: 00 +44 1204 303888
E: info@wegomagb.com

www.wegomagb.com