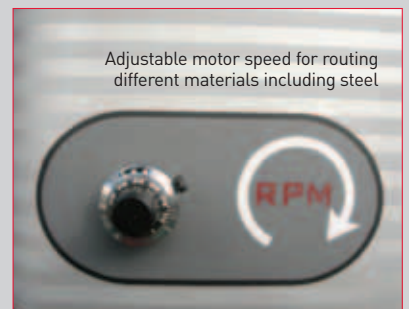


KF300

2 AXIS DOOR ROUTING MACHINE




Adjustable motor speed for routing different materials including steel



FEATURES

- 2 Axis door routing machine for Pvcu, Aluminium, Steel or Timber
- 4 individual pneumatic clamping units with quick change locking pins
- All clamping is protected with composite rubber pads to eliminate profile marking
- Profile positioning stops for off sets and left/right handed door combinations




Highly visible accurate scale to show rotation of axis

- Template system fully adjustable to suit door lock or night vent style
- Pneumatic rotating device enabling both faces of the profile to be routed without releasing the clamps
- Intermediate angles possible
- Double pneumatic stylus assemblies either side if the main routing motor controlled via operating handles
- Pneumatic depth stop controlled by operator once routing depth has been achieved

KF300

2 AXIS DOOR ROUTING MACHINE



Fully adjustable clamping device



Pneumatically controlled stylus

TECHNICAL DATA

Length	2980mm
Width	1200mm
Height	1650mm
Weight	980kg
Cutter by Stand:	
Rev of motor	
Rev of milling cutter spindle	
Working Length	2500mm

WEGOMA reserve the right for any technical change.

Standard Configuration

- 1. Pneumatic clamping device 4 pcs
- 2. 8mm single flute cutter 1 pcs
- 3. 8mm spring collet of cutter 1 pcs
- 4. Copy plate 4 pcs
- 5. Operations manual 1 copy

Optional Configuration

- 1. Cooling system
- 2. 5-12mm spring collet of cutter and single flute cutter

Wegoma GB
 Unit 8
 Dunscur Industrial Estate
 Blackburn Road
 Bolton
 Lancashire
 BL7 9PQ

T: 00 +44 1204 303777
 F: 00 +44 1204 303888
 E: info@wegomagb.com